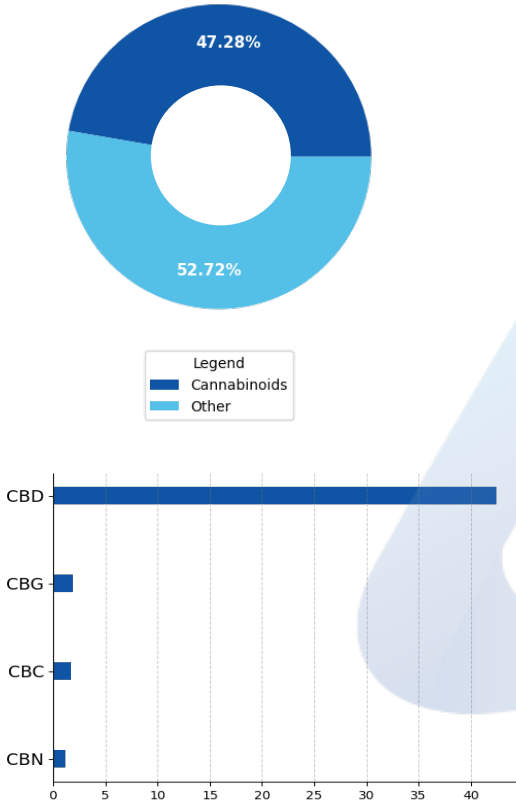


T-071222-32333

Batch ID:	Hemp TFC	Received:	07/13/2022	Analysis:	18 Cannabinoid Potency
Sample Type:	Decarbed Crude	Analyzed:	07/18/2022	Method:	2021.18P.01
		Test ID:	4362	Equipment:	UHPLC

CANNABINOID PROFILE

TOTAL CANNABINOID CONTENT



Cannabinoid	LOD (%)	LOQ (%)	Result (%)	Result (mg/g)
Cannabidiol (CBD)	4.29e-05	1.30e-04	47.49 ± 1.1	474.89
Cannabigerol (CBG)	4.11e-05	1.25e-04	1.88 ± 0.051	18.77
Δ9-Tetrahydrocannabinol (Δ9-THC)	7.72e-05	2.34e-04	ND	ND
Cannabicitran (CBT)	3.95e-05	1.20e-04	ND	ND
Cannabichromene (CBC)	6.99e-05	2.12e-04	1.71 ± 0.046	17.14
Cannabinol (CBN)	3.93e-05	1.19e-04	1.20 ± 0.032	12.01
Cannabicyclol (CBL)	4.58e-05	1.39e-04	ND	ND
Cannabicyclol acid (CBLA)	4.00e-05	1.21e-04	ND	ND
Tetrahydrocannavarin (THCV)	4.04e-05	1.23e-04	ND	ND
Δ8-Tetrahydrocannabinol (Δ8-THC)	4.73e-05	1.43e-04	ND	ND
Cannabinolic (CBNA)	4.70e-05	1.42e-04	ND	ND
Tetrahydrocannavarin Acid (THCVA)	3.66e-05	1.11e-04	ND	ND
Cannabigerolic acid (CBGA)	3.98e-05	1.21e-04	ND	ND
Cannabidiolic acid (CBDA)	4.15e-05	1.26e-04	ND	ND
Cannabidivarin (CBDV)	3.97e-05	1.20e-04	ND	ND
Tetrahydrocannabinolic Acid (THCA)	3.86e-05	1.17e-04	ND	ND
Cannabichromenic acid (CBCA)	3.99e-05	1.21e-04	ND	ND
Cannabidivarinic Acid (CBDVA)	3.99e-05	1.21e-04	ND	ND
Total Cannabinoid**			52.28	522.81
Total Potential THC*			ND	ND
Total Potential CBD*			47.49 ± 1.1	474.89
Total Potential CBG*			1.88 ± 0.051	18.77

* Total Potential THC/CBD/CBG is calculated using the following formulas to consider the loss of a carboxyl group during decarboxylation step.

* Total THC = THC + (THCa *(0.877)) and Total CBD = CBD + (CBDA *(0.877)) and Total CBG = CBG + (CBGa*(0.877))




** Total Cannabinoids result reflects the absolute sum of all cannabinoids detected.

% = % (w/w) = Percent (Weight of Analyte / Weight of Product)

REMARKS

Passed visual inspection for particulates, mold, mildew, and other foreign substances.

FINAL AUTHORIZATION

		
Alex Bujanow, Microbiologist 07/18/2022 04:50 PM	Logan Cline, Director of Analytical Development 07/18/2022 04:52 PM	John Reser, Quality Analyst 07/19/2022 08:24 AM
ANALYZED BY/DATE	AUTHORIZED BY/DATE	RELEASED BY/DATE

Laboratory results are based on the sample submitted to Minova Laboratories in the condition it was received. Minova Laboratories warrants that all analyses performed are in accordance with ISO/IEC 17025:2017. All data is generated using NIST traceable reference material and all reports are produced with the highest regard for scientific integrity. Reports can only be reproduced with the written consent of Minova Laboratories.